



GRAND OCEAN

80.20m GRAND OCEAN









CHARACTERISTICS

BUILDER

Blohm & Voss

YEAR OF BUILD

1990

YEAR OF REFIT

2017

FLAG

Bermuda

LENGTH

80.20 m / 263 ft

BEAM

12.80 m / 42 ft

DRAFT

4.10 m / 13.3 ft

MAIN ENGINES

2 x 2,868 HP Deutz

CRUISING SPEED

14 knots

MAXIMUM SPEED

18 knots

FUEL CONSUMPTION

750 l/h

GUESTS

12

CABINS


13

CABINS CONFIGURATION

1 Owner's Suite, 1 Master Suite,
1 Double VIP Suite, 4 twin Cabins
6 Staff Cabins

CREW

28



TOP DECK / JACUZZI



TOP DECK / JACUZZI



TOP DECK / LOUNGE



TOP DECK / LOUNGE



TOP DECK / DINING



SUN DECK / POOL AREA



SUN DECK / POOL / DINING AREA



SUN DECK / POOL AREA



SUN DECK / MAIN LOUNGE



SUN DECK / MAIN LOUNGE



SUN DECK / LIVING ROOM



SUN DECK / LIVING ROOM



SUN DECK / LIVING ROOM



MAIN DECK / DINING ROOM



MAIN DECK / DINING ROOM



MAIN DECK / MASTER SUITE



MAIN DECK / MASTER SUITE



MAIN DECK / DRESSING ROOM



MAIN DECK / MASTER BATHROOM



MAIN DECK / EXECUTIVE SUITE



MAIN DECK / EXECUTIVE SUITE



MAIN DECK / EXECUTIVE SUITE BATHROOM



MAIN DECK / DOUBLE STATEROOM, BATHROOM



MAIN DECK / TWIN CABIN, BATHROOM



TOP DECK / FITNESS



TOP DECK / BEAUTY SALON / SAUNA / STEAM ROOM



WATER SPORTS AND TOYS



SPECIFICATIONS

TYPE

Twin Screw Diesel Displacement Yacht

FLAG

Bermuda

YEAR BUILT

1990

BUILDER

Blohm+Voss, Germany

NAVAL ARCHITECTURE

Blohm+Voss, Germany

EXTERIOR DESIGN

Blohm+Voss / Platou Architects

INTERIOR DESIGN

Alberto Pinto, Paris, France

CONSTRUCTION

Hull: Steel,

Superstructure: Aluminium,

Deck: Teak

CLASSIFICATION

Lloyds+100A1+LMC UMS

CREW

22

LENGTH

80.20 m (263 ft)

BEAM

12.80 m (42 ft)

DRAFT

4.10 m (13.3 ft)

TONNAGE

Gross: 1,864, **Net:** 559

MAIN ENGINES

2 × 2,868 hp Deutz

RANGE

9,100 NM at 12 knots

GENERATORS

2 × 600 kW (750 kVA) Deutz 8 cylinder turbocharged diesel

1 × 280 kW (350 kVA) Deutz 12 cylinder turbocharged diesel

1 × 156 kW 6 cylinder turbocharged diesel (emergency generator)

STABILISERS

Blohm+Voss simplex – compact retractable fin

CRUISING SPEED

14 knots

MAXIMUM SPEED

16 knots

COMMUNICATIONS

SATCOM MTN VSAT Ku-Band antenna

1 × NERA Inmarsat B terminals type

Saturn B

2 × Inmarsat Fleet F77 terminals

1 × Inmarsat Standard C Thrane & Thrane

TT-3606E

ENTERTAINMENT

SKY /Direct TV. Kaleidescape Movie Server System, Multi-room Audio System with access to music library. External Audio to the Sun Deck, LED HD throughout, 2 × Seatal gyro-stabilised satellite TV dishes.

JACUZZI

1 × Six person Sundance Jacuzzi Spa (on owner's private sun deck)

TENDERS

1 × Scorpion RIB 440 hp Inboard Jet drive

2 × 5.3m Novurania MX530 DL RIBS with

2 × 50 hp O/B

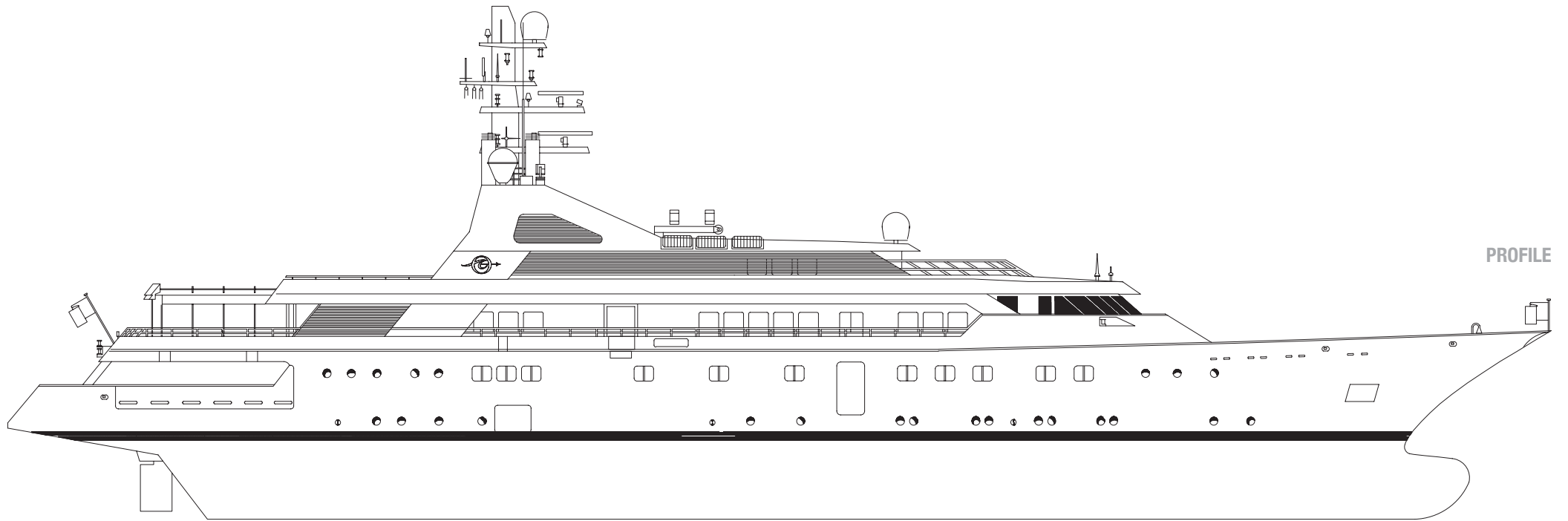
1 × 3.6m Novurania RIB tender MX360TR

1 × 30 hp O/B

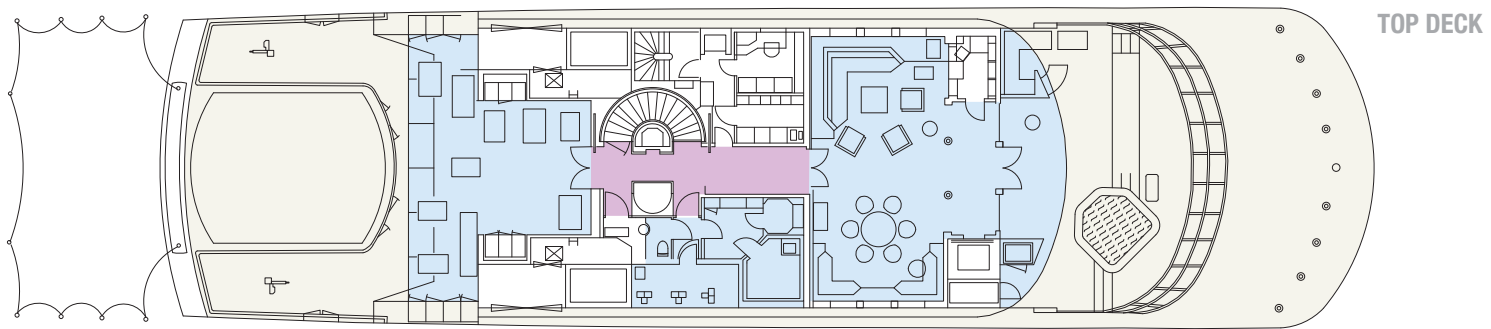
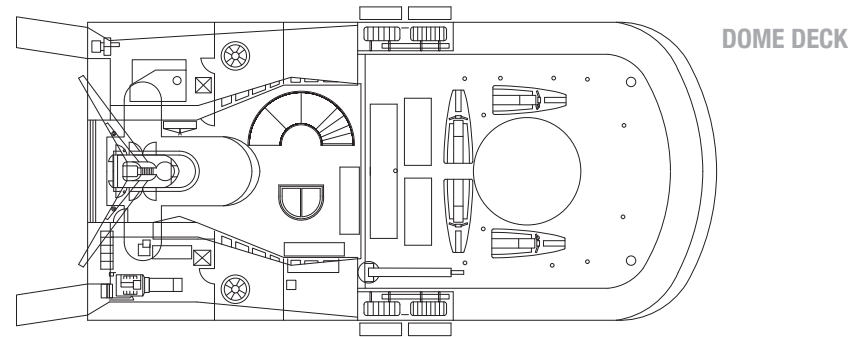
EXERCISE EQUIPMENT

Large fully equipped gymnasium sink, refrigerator and ice maker, electric BBQ

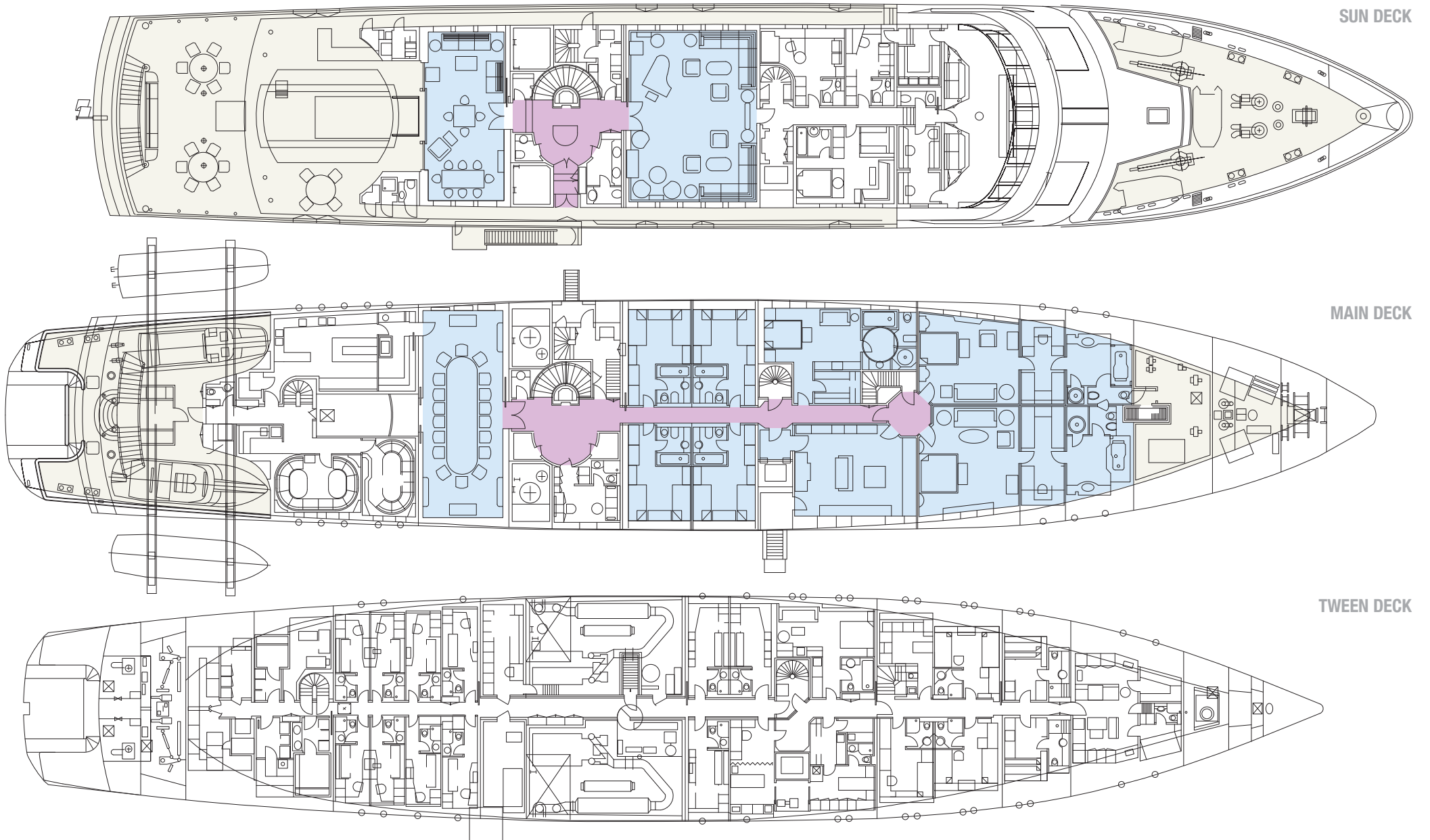
GENERAL ARRANGEMENT



GENERAL ARRANGEMENT



GENERAL ARRANGEMENT



"This document is not contractual. All specifications are given in good faith and offered for informational purposes only. The publisher and company do not warrant or assume any legal liability or responsibility for the accuracy, completeness, or usefulness of any information and/or images displayed. Yacht inventory, specifications and charter prices are subject to change without prior notice. None of the text and/or images used in this brochure may be reproduced without written consent from the publisher."